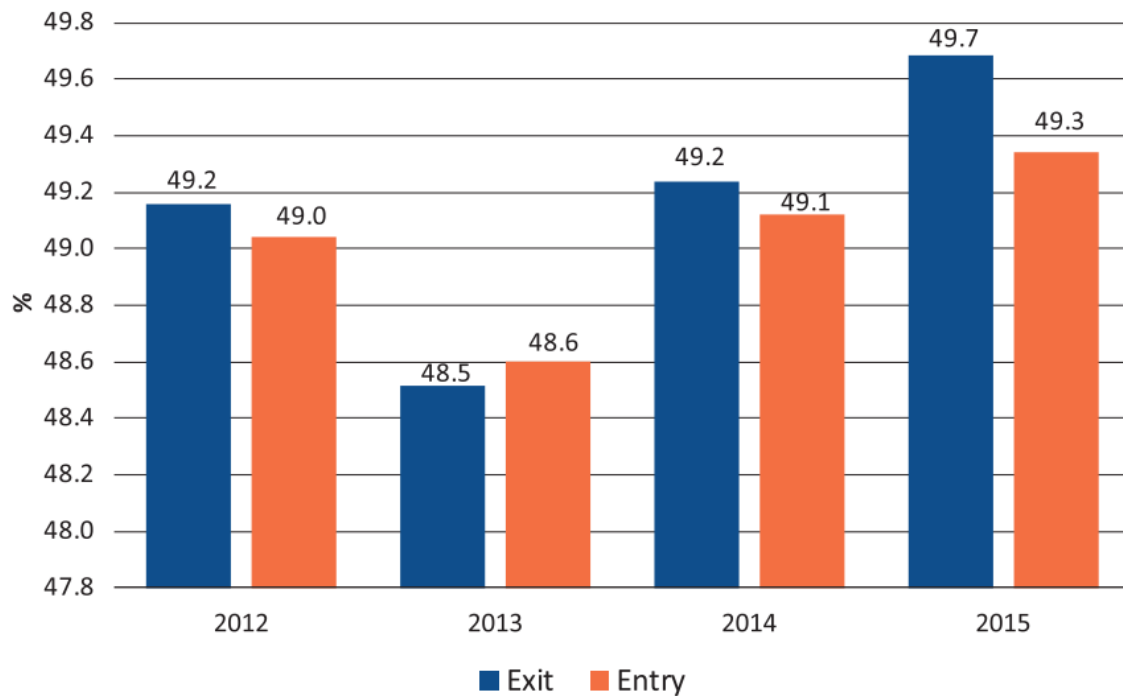


Table 1. Annual entry–exit trends of Vietnamese citizens, 2012–2016

2012	2,718,523	2,628,316	5,346,839	2,592,887	2,495,390	5,088,277
2013	3,159,123	2,977,092	6,136,215	3,010,391	2,846,461	5,856,852
2014	3,336,895	3,236,792	6,573,687	3,114,133	3,006,551	6,120,684
2015	3,129,549	3,090,034	6,219,583	3,018,031	2,939,434	5,957,465
2016 (air)	1,484,355	1,745,579	3,229,934	1,452,884	1,676,044	3,128,928
2016 (land border)	2,689,728	2,729,600				
2016	5,919,662	5,858,528				

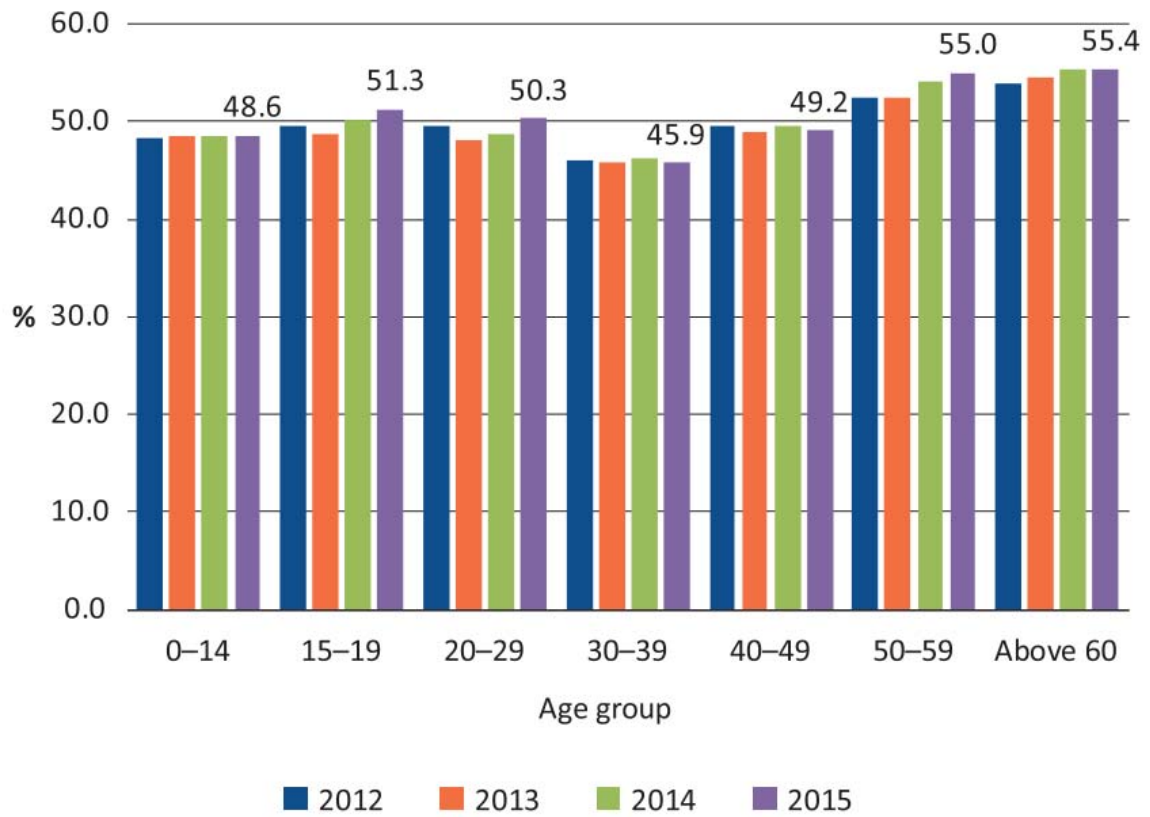
Source: Immigration Department, MoPS and Border Gates Department, Border Guards Command, 2016, updated March 2017.

Figure 5. Percentage of exits–entries by females, 2012–2015



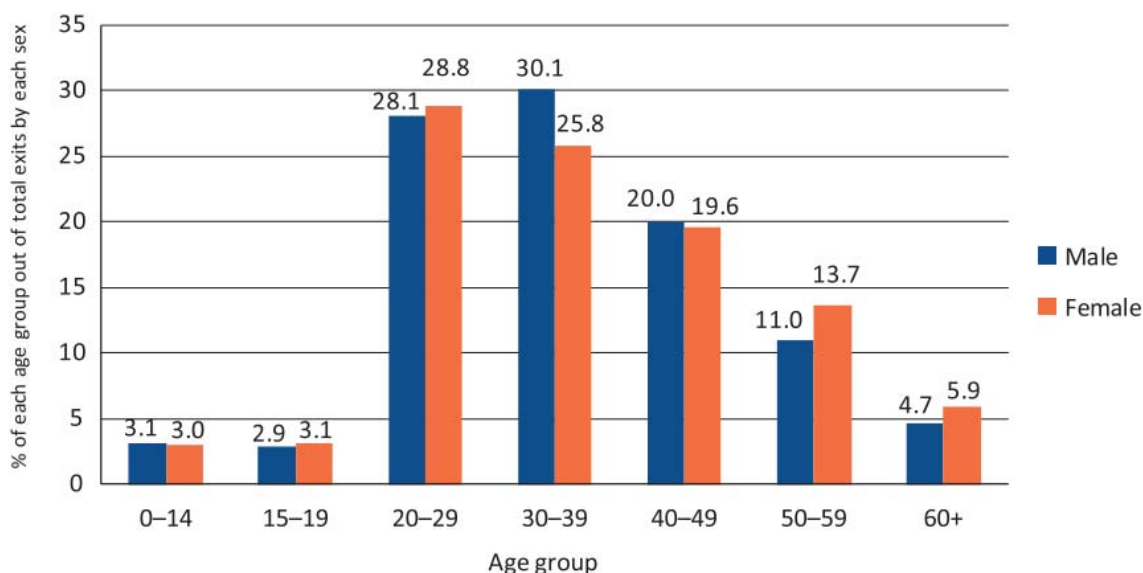
Source: Immigration Department, MoPS, 2015.

Figure 6. Percentage of exits by females by age group, 2012–2015



Source: Immigration Department, MoPS, 2015.

Figure 7. Percentage of border crossings by sex and age group, 2015



Source: Immigration Department, MoPS, 2015.

Table 6. Number of exits–entries with travel documents through land borders, 2012–2016

	Exit	Annual increase rate (%)	Entry	Annual increase rate (%)	Difference (exits–entries) (number)
2012	1,639,219		1,549,427		89,792
2013	1,928,527	17.6	1,835,673	18.5	92,854
2014	2,503,812	29.8	2,204,628	20.1	299,184
2015	6,119,415	144.4	4,756,700	115.8	1,362,715
2016	4,379,463	-28.4	3,888,042	-18.3	491,421

Source: Border Gate Department, Border Guard Command, Document No.972/CCK-TMTH dated 31 August 2015, Document No.556/CCK-TMTH dated 10 May 2016, and Document No.481/CCK-TMTH dated 4 April 2017.

Table 7. Number of annual exits–entries by Vietnamese through Huu Nghi border checkpoint

	With passport		With travel document	
	Exit	Entry	Exit	Entry
2012	138,046	131,905	46,900	41,818
2013	130,085	123,950	41,764	41,365
2014	107,582	105,618	103,288	94,198
Jan–June 2015	64,332	64,475	104,839	101,083

Source: Huu Nghi border checkpoint, Lang Son, 22 August 2015.